

Type JP23VS Tied Stainless Steel Flanged Pump Connector. (25 Bar Rated)

Specification Tied stainless steel pump connector consisting of multi - ply stainless steel grade 321 bellows assembly and mating surfaces (stainless steel wetted parts) fitted with zinc plated carbon steel van stone oval flanges complete with conical steel washers. Drilled to BS4504 NP25.

Application Tied Stourflex stainless steel pump connectors are designed to reduce noise and vibration from pumps and reciprocating machinery. They are suitable for use on HWS, L.T.H.W., M.T.H.W., Steam, Gasses and other non ferrous applications.

Maximum working temperature 300°C.
Maximum working pressure 25 bar.
Stourflex tied stainless steel flanged pump connectors should not be used at both their maximum working temperature and pressure respectively.
Maximum test pressure = 1.5 x working pressure or 1.5 x flange rating, whichever the lower.



Certificate No: 1609317

Lagging - Stourflex are now able to offer a tailor made flexible lagging jacket to help reduce heat losses on LTHW systems and heat gains & condensation on CHW systems. Please ask for more information.

Part number	N.B. (mm)	Installed Length (mm)	Axial Movement +/- (mm)	Lateral Movement (+/-mm)	Max Working Pressure (bar)	Max. Cold Test Pressure (bar)
JP23VS-32	32	130	3	2	25	37.5
JP23VS-40	40	130	3	2	25	37.5
JP23VS-50	50	130	3	2	25	37.5
JP23VS-65	65	130	3	2	25	37.5
JP23VS-80	80	130	3	2	25	37.5
JP23VS-100	100	130	3	2	25	37.5
JP23VS-125	125	130	3	2	25	37.5
JP23VS-150	150	130	3	2	25	37.5
JP23VS-200	200	140	3	2	25	37.5
JP23VS-250	250	150	3	2	25	37.5
JP23VS-300	300	160	3	2	25	37.5

Where vacuum conditions or pressure and temperatures exist above those stated, please check with us the suitability of and effects on service life of Stourflex products.

The JP23VS . 25 Bar comes as standard with conical steel Tie Bar assemblies.

Stourflex Type JP23VS tied stainless steel flanged pump connectors are available with stainless steel 321 internal flow sleeve on request.

Alternative flange materials and drillings are available on request.

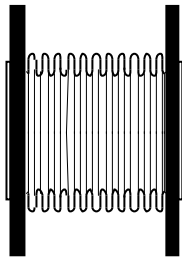
Please refer to guidance notes for the correct use and installation of Stourflex tied pump connectors.

Stourflex products should be installed in accordance with our fitting instructions.

**Installation, Operation and Maintenance Instructions
For Stainless Steel Pump Connectors Tied and Untied**

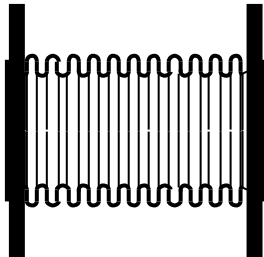
- Storage** Stainless steel flanged pump connectors should be stored in a clean dry area and be protected from damage caused by other items of plant and equipment.
- Inspection** Stainless steel flanged pump connectors should be inspected for external damage to the stainless steel convolutions prior to installation
- Selection** Check that the correct stainless steel flanged pump connector has been selected for the operating conditions that exist. If the pump connector is being used on potable or domestic hot water services ensure the unit has been supplied with stainless steel flanges.
- Installation** Stainless steel flanged pump connectors should be fitted at their correct installation length. They should not be compressed or extended. Pipework should be true and straight and adjustments made if dimensions exceed movement capabilities of the pump connectors being installed.

Correct Installation Length




✓

Extension




x

Compression




x

Angulation



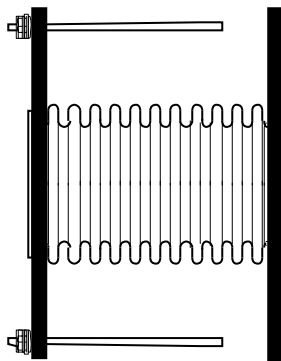
x

Correct Installation Length




✓

Extension



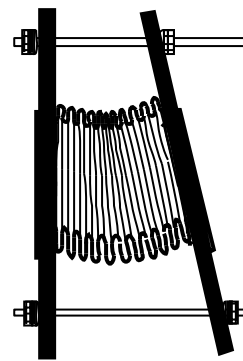
x

Compression



x

Angulation



x

**Installation, Operation and Maintenance Instructions
For Stainless Steel Pump Connectors Tied and Untied Continued**

Installation Continued

When tied stainless steel flanged pump connectors are being used they must be installed at their correct installation length. Ensure that the conical steel washers have been correctly fitted. Tie bar assemblies should be uniformly tightened and bolts rechecked after approximately seven days.

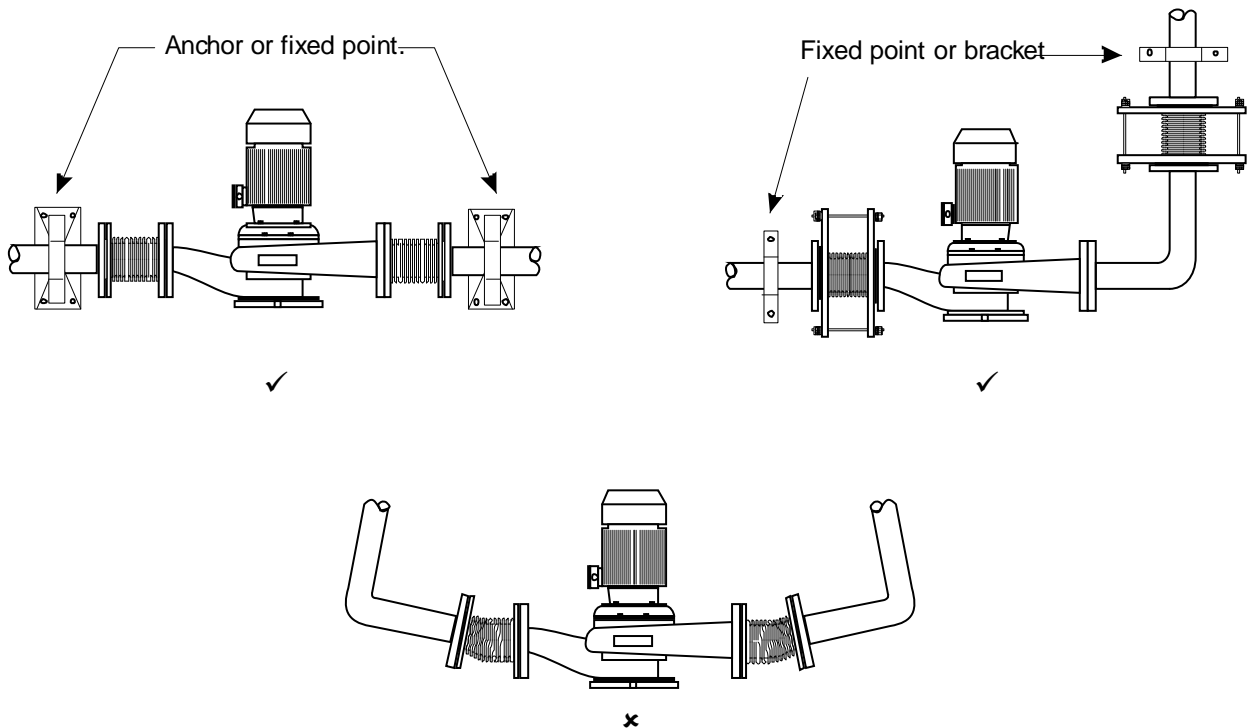


Test Pressure

If a hydraulic pressure test is to be carried out on a system containing pump connectors ensure that the anchors have been correctly fitted before the test is carried out. Also ensure that the test pressure (usually 1.5 working) does not exceed the test pressure of the pump connector being installed.

Anchoring

Stainless steel flanged pump connectors must be anchored to ensure their correct performance.



Stainless steel flanged pump connectors will exert a pressure thrust in service and must be anchored to protect adjacent pipework and equipment. Stainless steel flanged pump connectors will extend under pressure and must be anchored to prevent this happening.

Maintenance

When properly installed and used at their correct operating temperature and pressure stainless steel flanged pump connectors will give many years of trouble free service. However they should be periodically inspected for signs of deterioration. End connections and flange bolts should also be checked and re-tightened if necessary. If insulation is to be used this should be removable to allow inspection to be carried out.